



Aug 2011

Youth Risk Behavior Survey, 2005-2009: Violence-related Behaviors Miami-Dade County High School Students

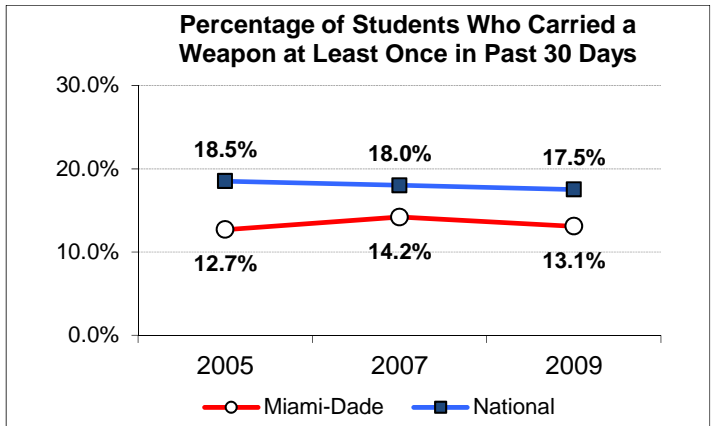
Miami-Dade County Injury Facts

The Youth Risk Behavior Survey (YRBS) was developed by the Centers for Disease Control and Prevention to monitor health-risk behaviors known to be related to injury and social problems of America's youth. The survey is conducted every other year at the national, state and local levels and provides information about the prevalence of selected health-risk behaviors among youth. Locally, the YRBS is administered by the Office of Program Evaluation at Miami-Dade County Public Schools. This report summarizes the results for violence-related behaviors among high school students (grades 9-12) for the surveys administered in 2005, 2007 and 2009

Comparison of Miami-Dade County with National Results

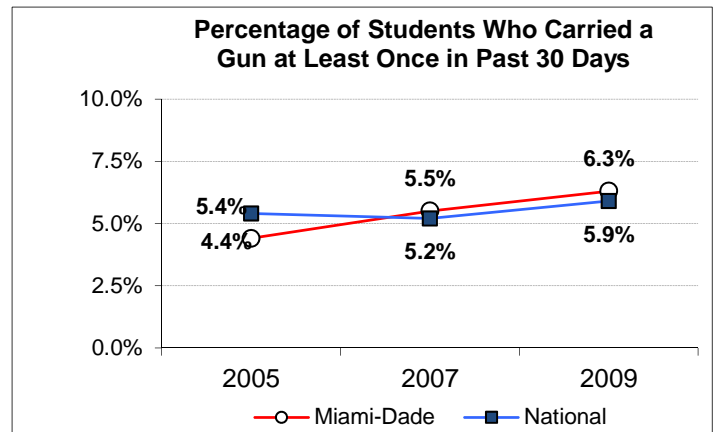
Percentage of Students Who Carried a Weapon at Least Once in Past 30 Days

- Approximately 1 in 8 Miami-Dade high school students reported they carried a weapon on them at least once in the previous month.
- The Miami-Dade rate was significantly lower than the US rate every year of the survey.



Percentage of Students Who Carried a Gun at Least Once in Past 30 Days

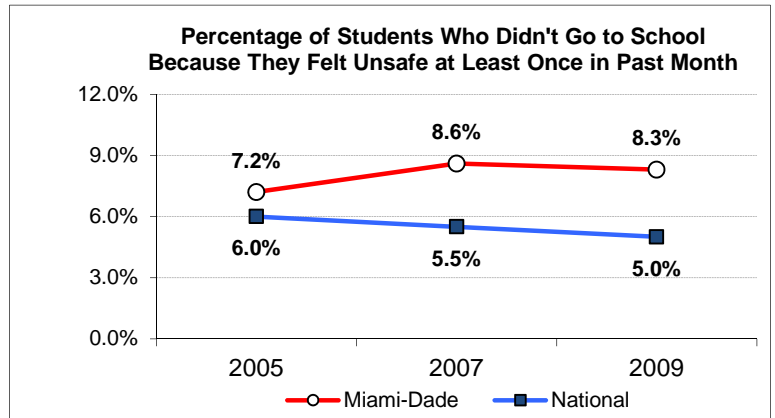
- In 2009, approximately 1 in 17 Miami-Dade high school students reported they carried a gun at least once in the previous month.
- The county's rate has gradually increased from 4.4% to 6.3% between 2005-2009 although this increase was not significant.



Comparison of Miami-Dade County with National Results

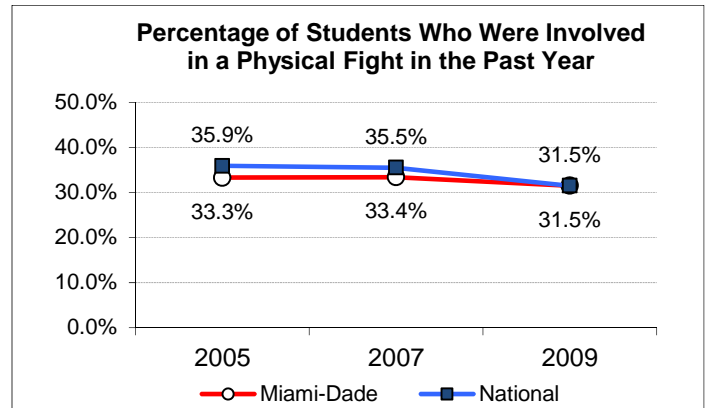
Percentage of Students Who Didn't Go to School Because They Felt Unsafe in the Past 30 Days

- Approximately 1 in every 12 students reported they had missed school within the past month because they felt unsafe at school or when traveling to school.
- The 2009 rate for Miami-Dade (8.3%) was significantly higher than the US rate (5.0%).



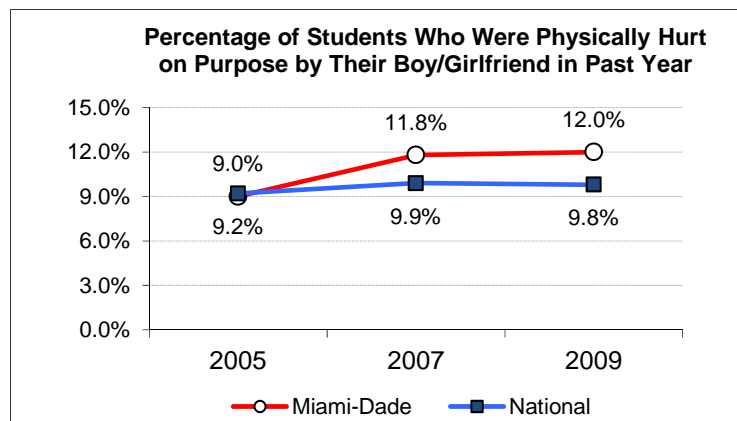
Percentage of Students Who Were in a Physical Fight at Least Once in the Past Year

- Nearly 1 in 3 county high school students reported they were in a physical fight at least once in the past year.



Percentage of Students Who Were Hit, Slapped or Physically Hurt by Their Boy/Girlfriend in the Past Year

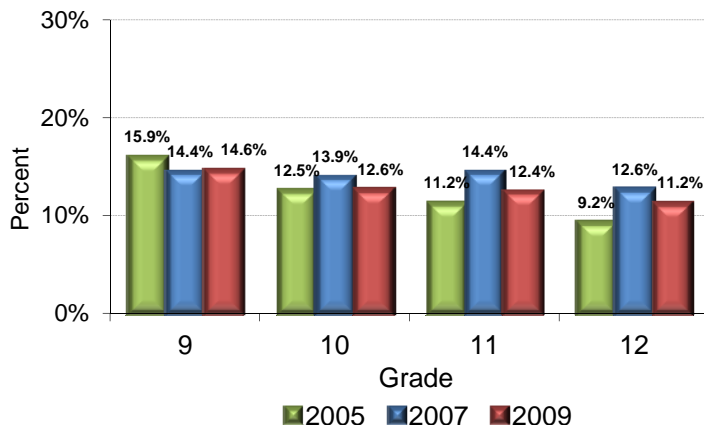
- The percentage of county high school students who reported being physically hurt by their boyfriend or girlfriend in the past year increased significantly between 2005 (9.0%) and 2009 (12.0%).
- The 2009 county rate for dating violence (12.0%) was significantly greater than the US rate (9.8%).



Percentage of Miami-Dade County High School Students Who Carried a Weapon at Least Once in Past 30 Days

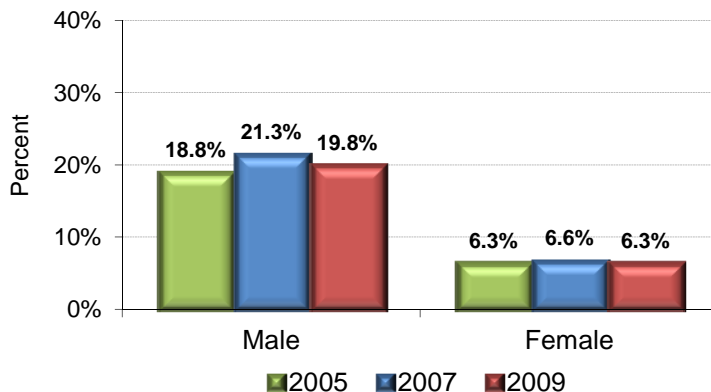
Grade Level

- Twelfth grade students were slightly less likely to have carried a weapon in the past month, but overall there was no significant difference between grade levels.



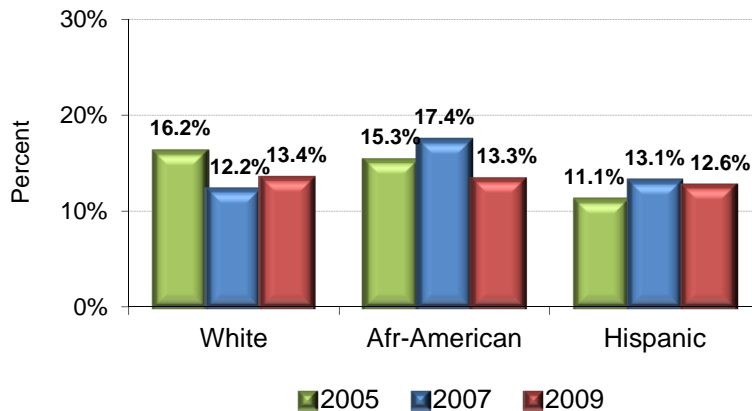
Gender

- Male high school students were more than 3-times more likely than females to carry a weapon in the past month.



Race & Ethnicity

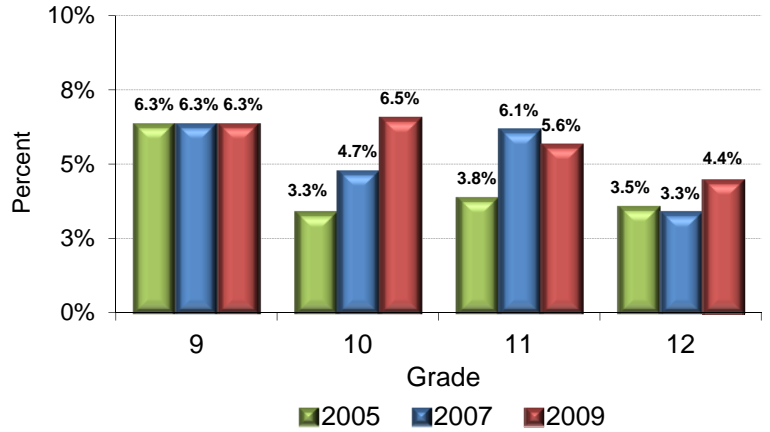
- There was little difference in weapon carrying between racial and ethnic groups, with approximately 1 in 8 youth reportedly carrying a weapon in the past month during 2009.



Percentage of Miami-Dade County High School Students Who Carried a Gun at Least Once in Past 30 Days

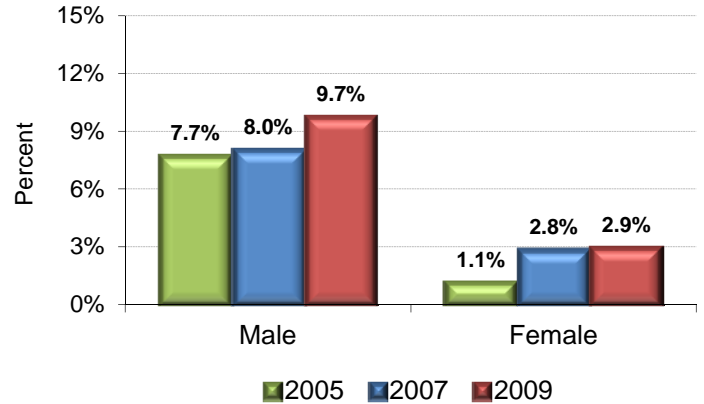
Grade Level

- 12th graders had the lowest reported rates of carrying a gun in the past month but the differences compared to other grades were not significant.



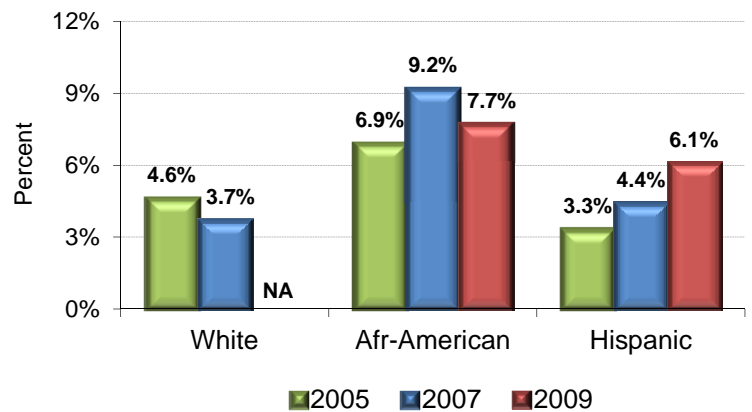
Gender

- In 2009, male high school students were more than 3-times more likely than females to carry a gun in the past month.



Race & Ethnicity

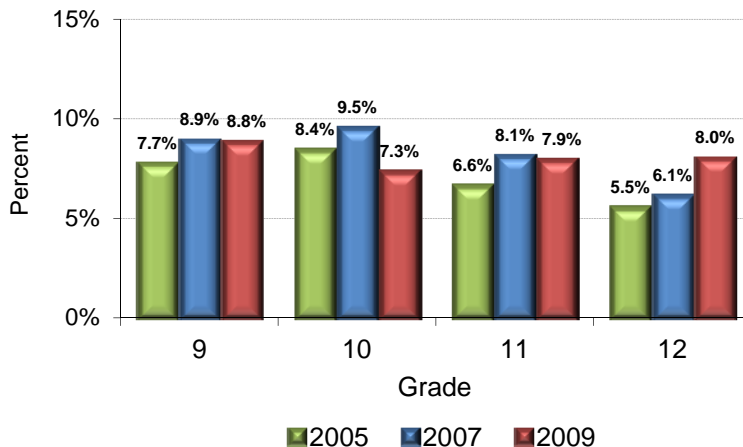
- The increase in gun carrying reported by Hispanic students between 2005 (3.3%) and 2009 (6.1%) was significant.
- The 2009 rate for white students was not reported.



Percentage of Miami-Dade County High School Students Who Didn't Go to School Because They Felt Unsafe in the Past 30 Days

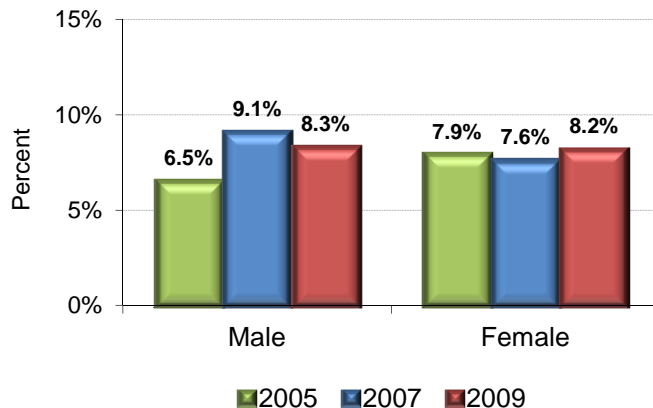
Grade Level

- There was no grade level difference for the number of students who reported they had missed school within the past month because they felt unsafe at school or when traveling to school.



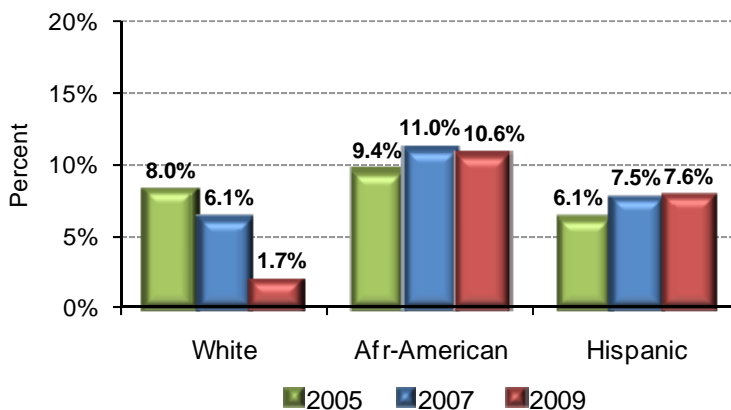
Gender

- Male and female students had similar rates of missing school within the past month because they felt unsafe at school (1 in 12 students).



Race & Ethnicity

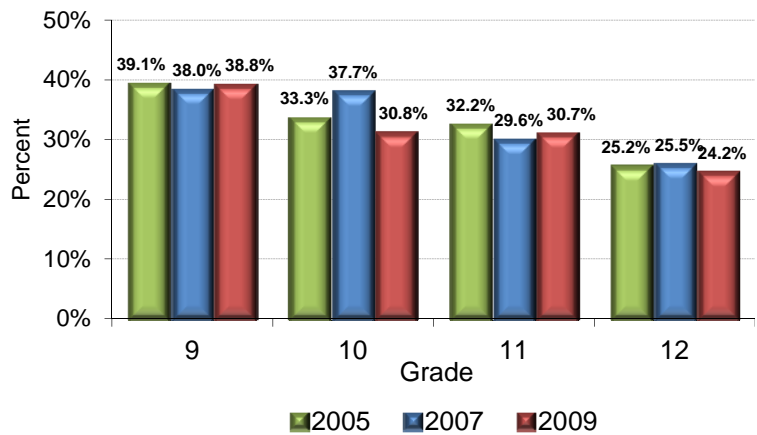
- Nearly 1 in 10 African-American high school students reported they missed school within the past month because they felt unsafe.
- White students showed a significant decline in missing school because they felt unsafe between 2005 (8.0%) and 2009 (1.7%).



Percentage of Miami-Dade County High School Students Who Were in a Physical Fight at Least Once in the Past Year

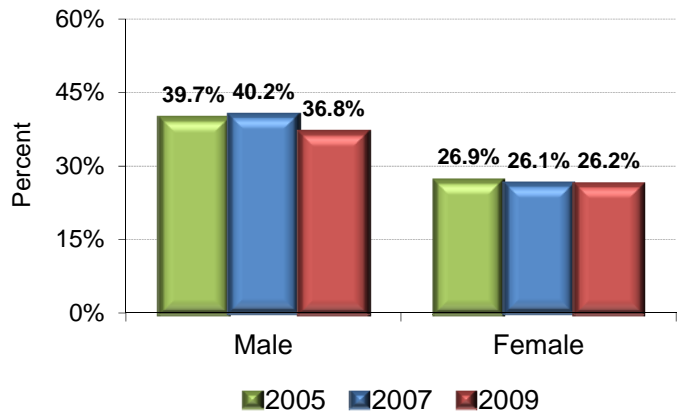
Grade Level

- The percentage of students who reported they were in a physical fight at least once in the past 12 months declined as students aged.
- The 2009 rate for ninth grade (38.8%) was significantly greater than the rate for the other 3 grades.



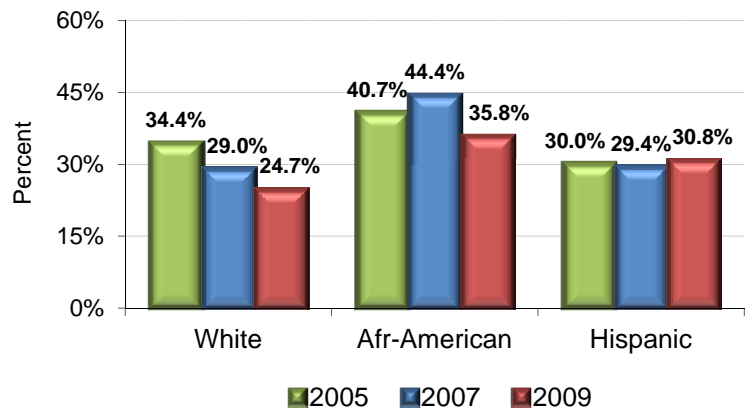
Gender

- Males were significantly more likely to have been in a physical fight within the past year compared to females each year of the survey.



Race & Ethnicity

- African-American students were more likely to report being in a physical fight in the past 12 months but the differences in 2009 rates were not significant between the three groups.
- The rate for white students declined between 2005 (34.4%) and 2009 (24.7%) but was not significant.



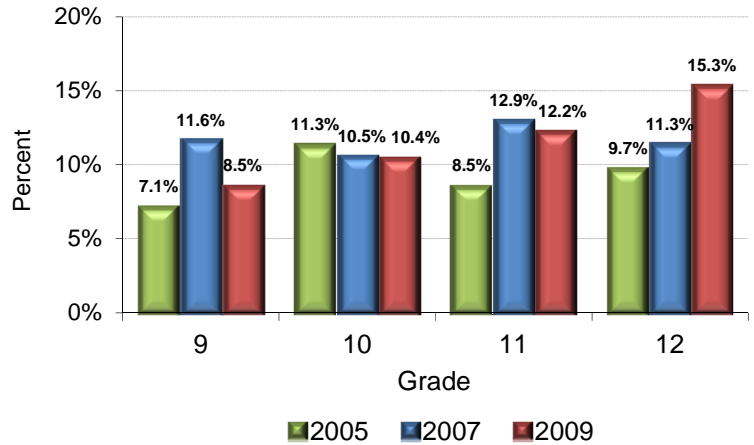
How the YRBS was Administered

The Office of Program Evaluation, Miami-Dade County Public Schools (MDCPS) administers a high school (grades 9-12) and middle school (grades 6-8) version of the YRBS every other year. Classes of students were randomly selected from all 43 county senior high schools. Students completed the questionnaires voluntarily and anonymously. The behaviors monitored by the YRBS fall into seven categories: behaviors resulting in unintentional and intentional injury, tobacco use, alcohol use, drug use, sexual behaviors, dietary behaviors, physical activity. More information on the YRBS report can be found at <http://oer.dadeschools.net>

Percentage of Miami-Dade County High School Students Who Were Hit, Slapped or Physically Hurt by Their Boy/Girlfriend in the Past Year

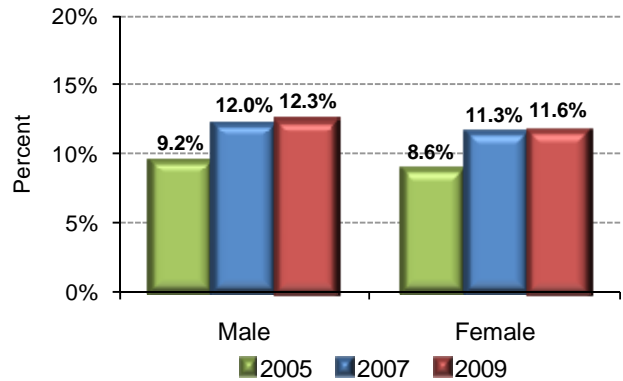
Grade Level

- The percentage of students who reported being physically hurt by their boyfriend or girlfriend in the past year increased as children aged.
- The increase in dating violence for seniors between 2005 (9.7%) and 2009 (15.3%) was significant.



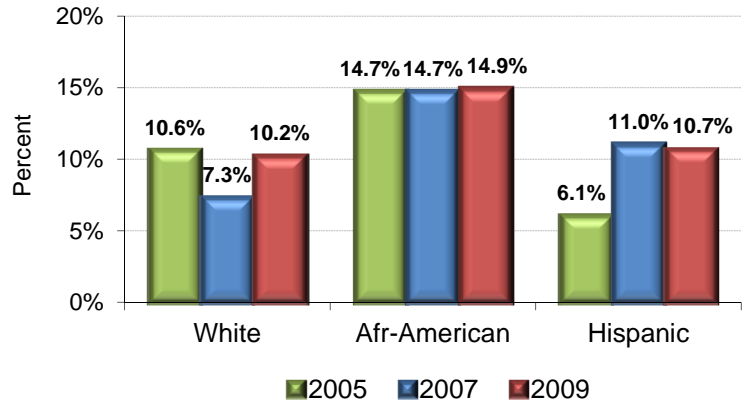
Gender

- There was no gender difference in the percentage who reported being physically hurt by their boyfriend or girlfriend in the past year.



Race & Ethnicity

- In 2009, African-Americans (14.9%) were more likely than Hispanics (10.7%, significant) and whites (10.2%, not significant) to report physical dating violence in the previous year.
- The increase in dating violence for Hispanic students between 2005 (6.1%) and 2009 (10.7%) was significant.



Produced by the Miami-Dade County Injury Surveillance System

Data Sources: Office of Program Evaluation, Miami-Dade County Public Schools
 CDC Youth Online: High School YRBS

Available at URL: <http://apps.nccd.cdc.gov/youthonline/App>

PHONE (IFCK): P305-804-7212 (MDCHD): 305-470-5649

E-MAIL: stephen.dearwater@jhsmiami.org

Website: <http://dadehealth.org/injury/INJURYintro.asp>

